

## **Louisiana In Focus: 2023 Native Americans Snapshot**

This is the most recent information on Native Americans (American Indians and Alaska Native alone, as classified by the U.S. Census Bureau) for the year 2023, drawing on data from the U.S. Census Bureau American Community Survey:

- Distribution of Native Americans by age and sex
- Number of Native Americans residing in each Louisiana Parish
- Employment status of Native Americans categorized by age
- Educational attainment levels among Native Americans
- Median earnings in the past 12 months by Native Americans
- Number of Native Americans living in poverty by age

### **Louisiana Native Americans by Sex and Age**

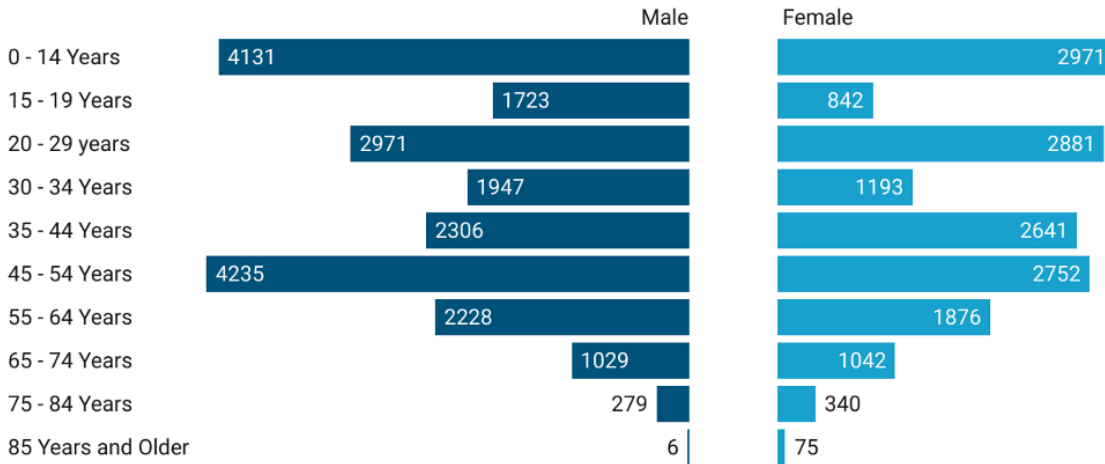
37,468 Native Americans reside in Louisiana. Males make up 55.66% of this Native American population. The largest group of males is in the 45 – 54 age group (4,235). The largest group of female Native Americans in Louisiana is between the ages of 0 and 14. The smallest population for both male and female Native Americans is the over 85 age group. This segment comprises 0.2% (81) of the Native American population in Louisiana.

Native Americans make up 0.8% of Louisiana's population. In states where Native Americans reside, they make up 1.9% of the population on average. New Mexico has the highest percentage of Native Americans at 9.4%.

The population of Native Americans in Louisiana has grown by 3.7% (10,116) compared to the 2010 ACS 5-year estimate data.

## Louisiana Native Americans By Age and Sex

Male Female

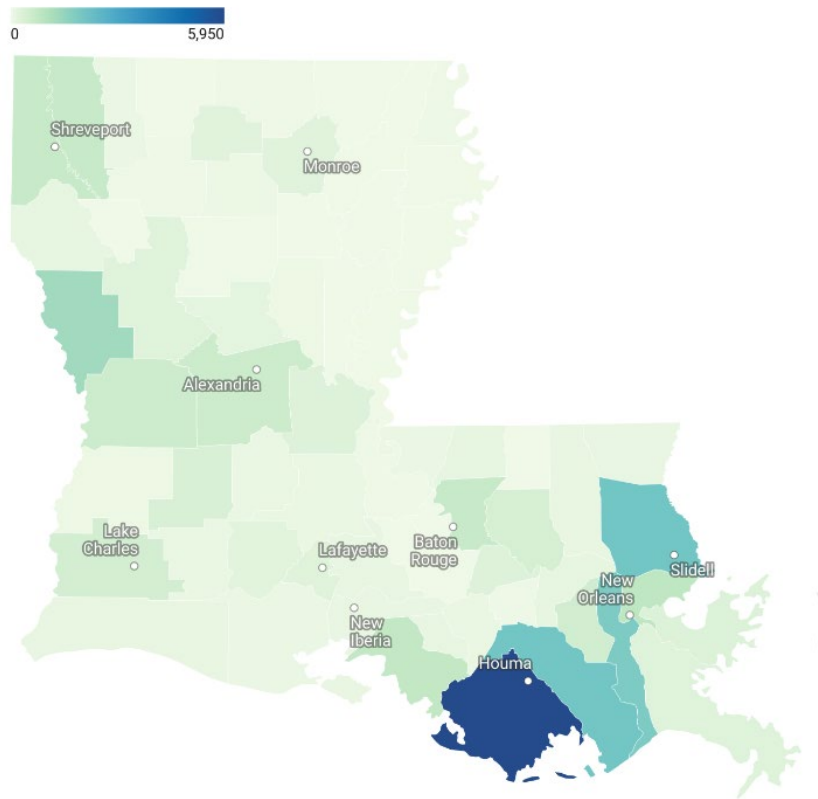


Source: ACS Data 2023 One Year Estimate • Created with Datawrapper

## Total Native Americans in Louisiana by Parish

Terrebonne Parish has the largest Native American population of any parish in Louisiana (5,950). Bossier (682) and Caddo (689) Parish have the largest population among parishes in north Louisiana.

## Total Native Americans by Louisiana Parish, 2022



(1,000's)

Source: ACS Data 2022 Five Year Estimate • Created with Datawrapper

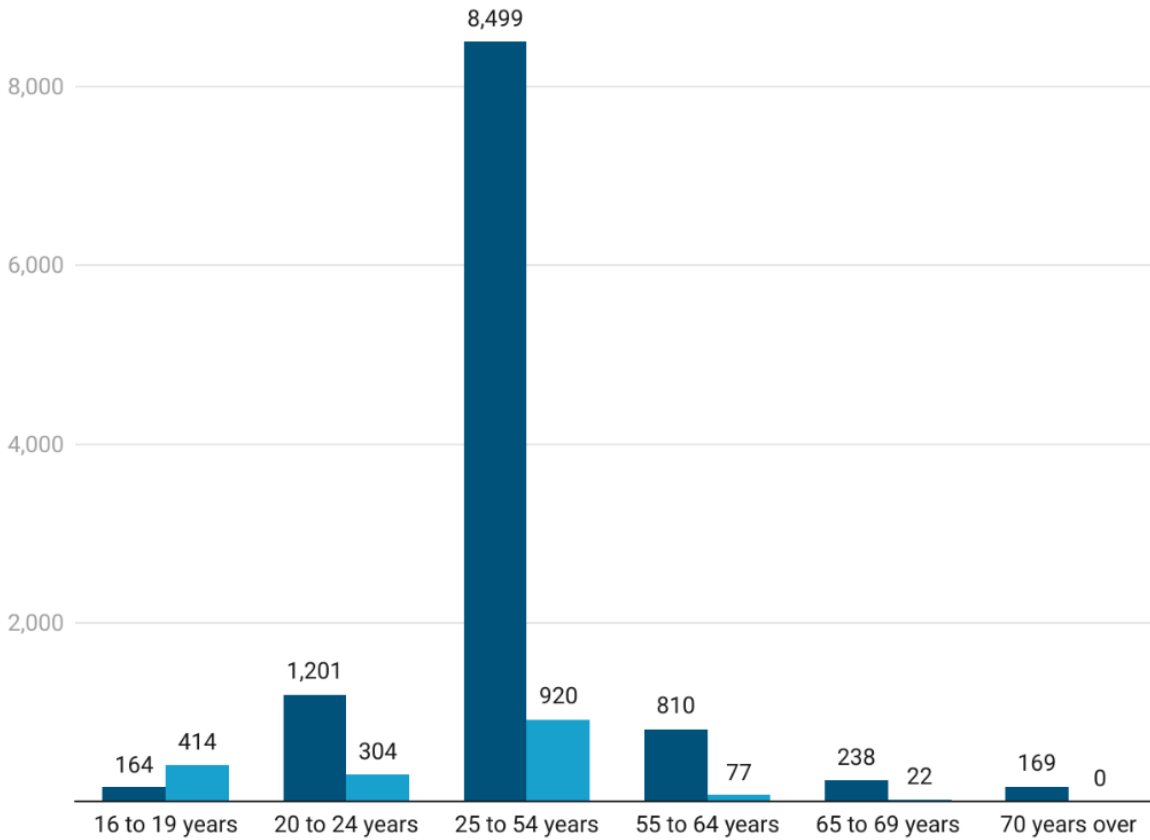
## Louisiana Native Americans Educational Attainment and Employment Status by Age

In Louisiana, the highest percentage of Native Americans employed is in the 25 - 54 age bracket. Ninety percent (90.2%) of this age group is employed. This segment is not only the highest percentage in employment, but also the highest number of employed persons (8,499) of any age.

# Employment Status By Age Group

Louisiana Native Americans 2023 ACS 1 Year Data

■ Employed ■ Unemployed



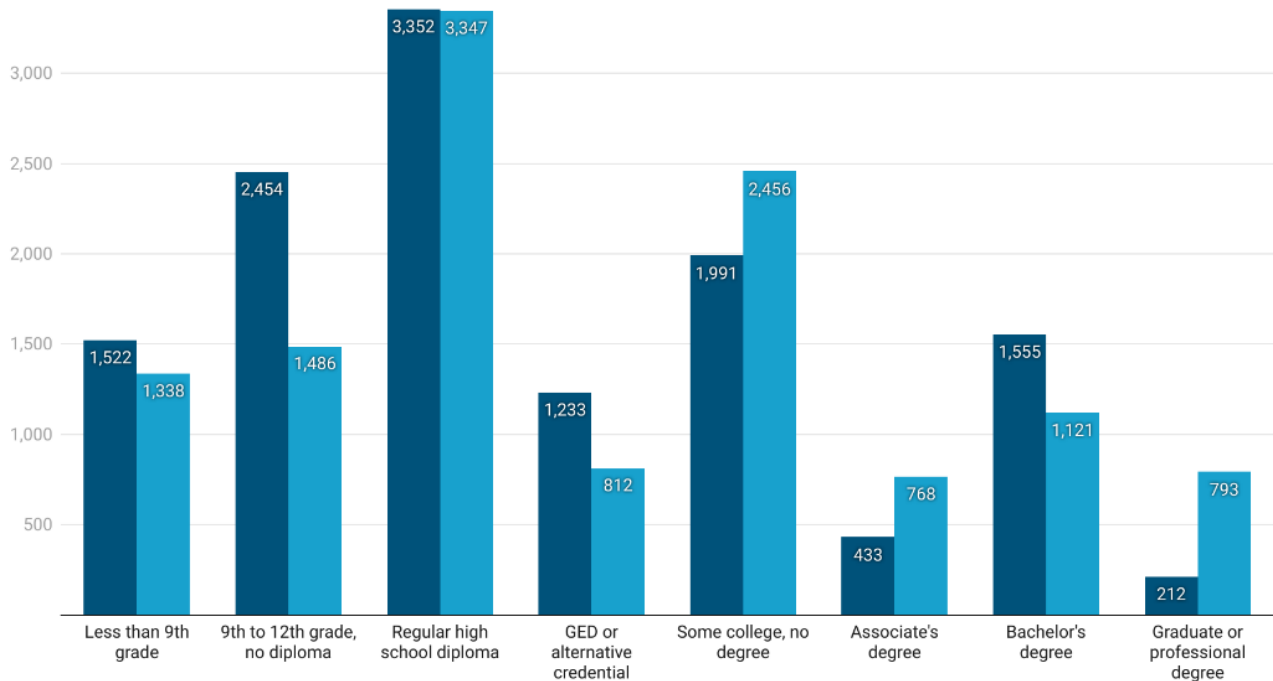
Source: ACS Data 2023 One Year Estimate • Created with Datawrapper

Educational attainment in Louisiana among Native Americans above age 16 is concentrated mostly in attainment of a high school diploma or equivalent. 35.2% of Louisiana Native Americans have reached this level of education. Of those who earned a high school diploma, 44.3% have gone on to attain an associate or bachelor's degree. This is 15.6% of the total Louisiana Native American population.

## Educational Attainment by Gender

Louisiana Native Americans - Population Age 16 or over

Male Female



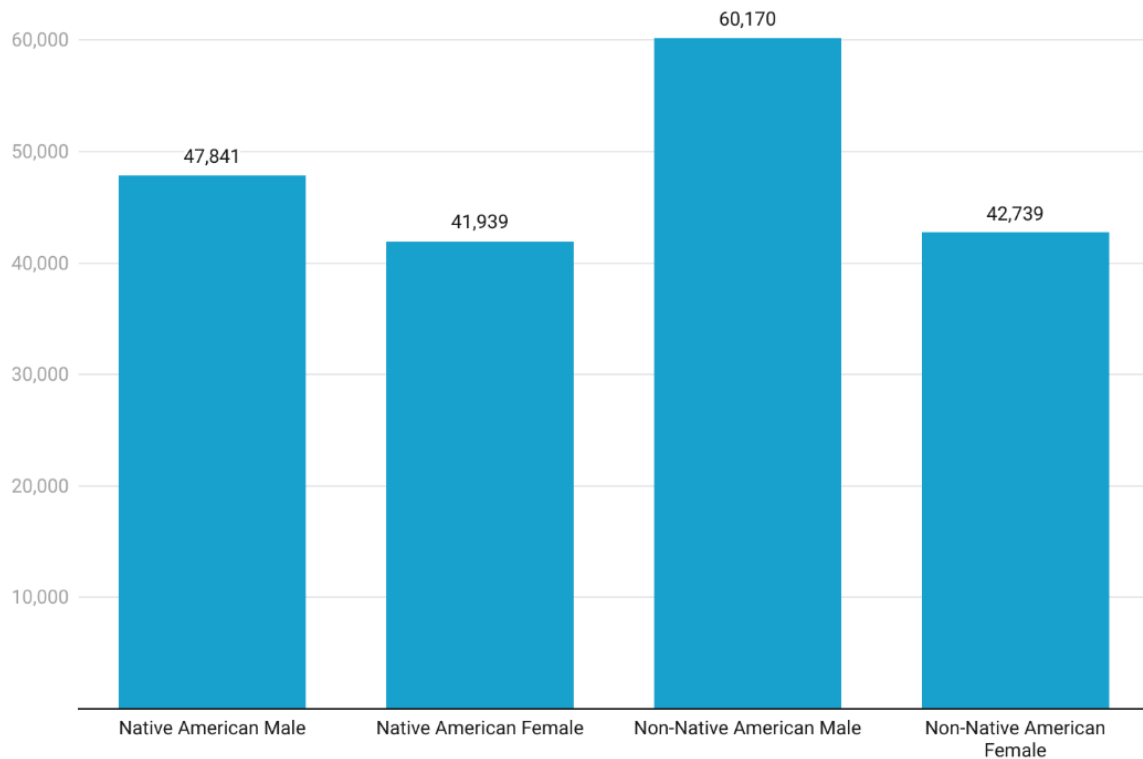
Source: ACS Data 2023 One Year Estimate - Created with Datawrapper

## Median Income among Native Americans in Louisiana

The median income among Native Americans in Louisiana is variable among males and females. Male Native Americans in Louisiana have a median income of \$47,841 which is \$5,902 dollars more than the median income of Native American females in Louisiana who earn \$41,939.

In comparison, non-Native American males have a median income of \$60,170, while non-Native American females earn \$42,739 annually. The disparity between Native and non-Native American females in Louisiana is 9.8%. The gap in male wages is significantly larger. Non-Native American males earn, on average, 20.5% more than their Native American counterparts.

## Median Income Past 12 Months



Source: ACS Data 2023 One Year Estimate • Created with Datawrapper

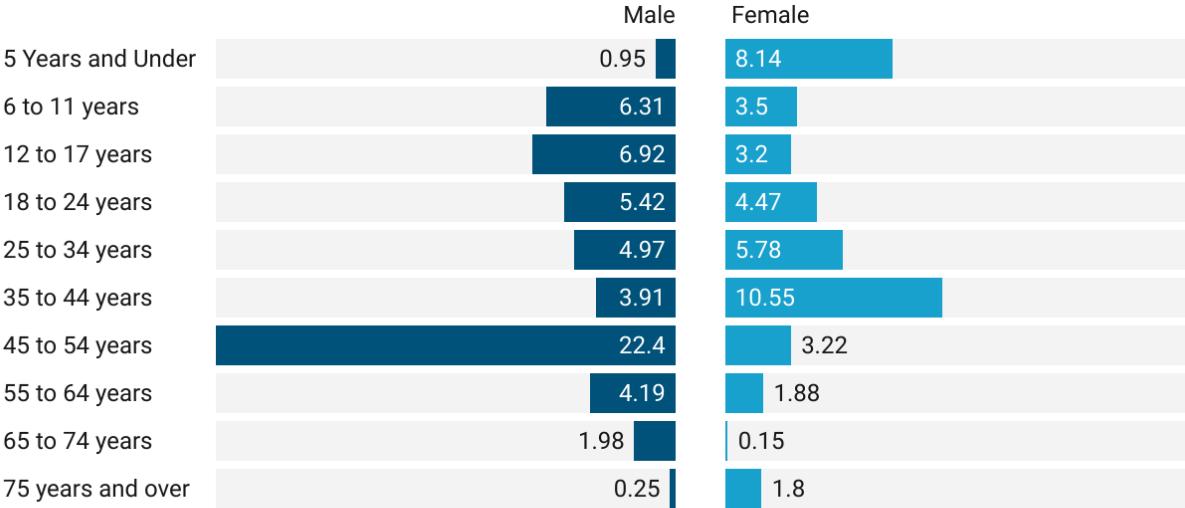
## Louisiana Native Americans income below the poverty level

More than seventy-one hundred (7,178) Native Americans in Louisiana have an income at or below the poverty level. This comprises 19.2% of the Native American Population. Higher than the 18.9% of the total population of Louisiana whose income is below the poverty level. The age and sex with the highest concentration of income below the poverty level is males between ages 45 and 54. A total of 1,608 males in this age group are below poverty level. This one cross section accounts for 22.4% of total Native Americans in Louisiana with income below the poverty level.

# Native Americans Below Poverty level by Sex, Age

State of Louisiana

Male Female



Percentage of total Native American population in Louisiana

Source: ACS Data 2023 One Year Estimate • Created with Datawrapper