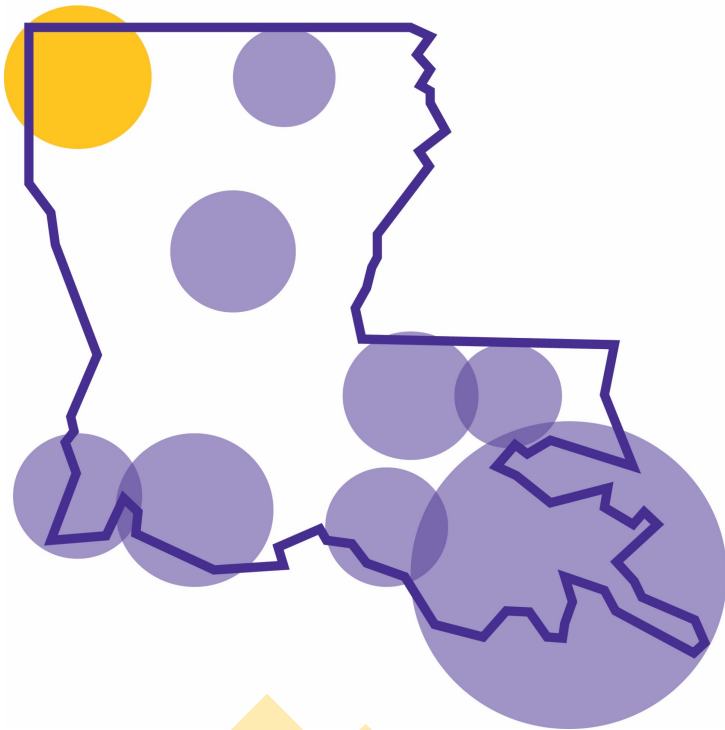



State of the Nonprofit Sector in Louisiana

Dr. Heather L. Carpenter
Executive Director
Director, MS in Nonprofit Administration
Norman A. Dolch Super Professor
Institute for Nonprofit Administration and Research
Louisiana State University Shreveport

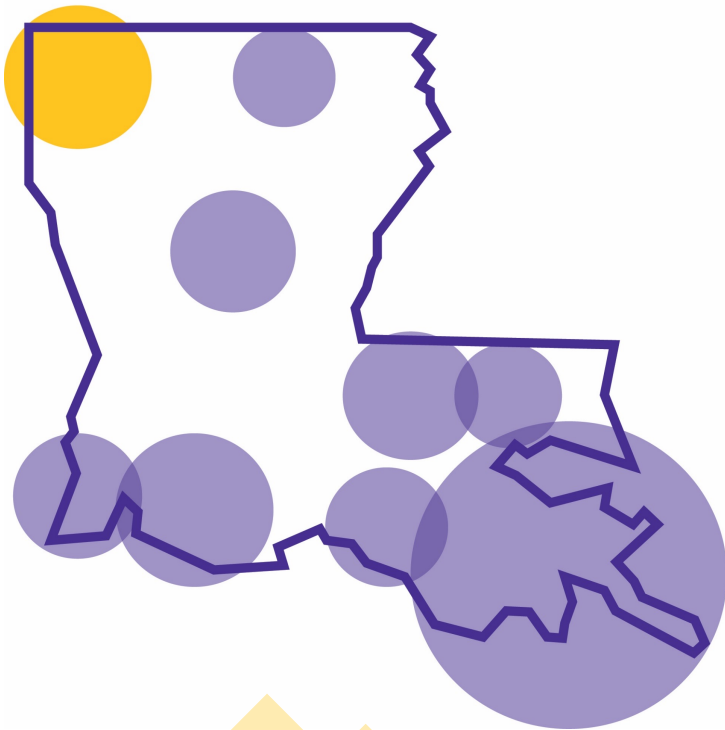
Maureen Okafor
Graduate Assistant
Institute for Nonprofit Administration and Research
Louisiana State University Shreveport

What is a nonprofit?




- 501c tax exemption
- NTEE Codes
- 501c Categories


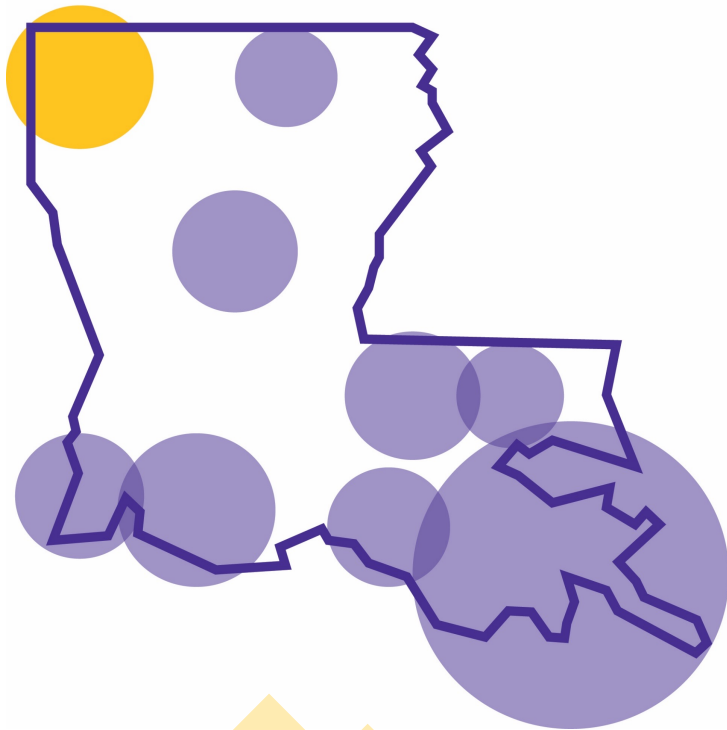

Economic Report - MSAs



1. Shreveport-Bossier
2. Alexandria
3. Houma-Thibodaux
4. Lafayette
5. Lake Charles
6. Monroe-Ruston
7. Hammond
8. Baton Rouge
9. New Orleans



Economic Findings at the State Level



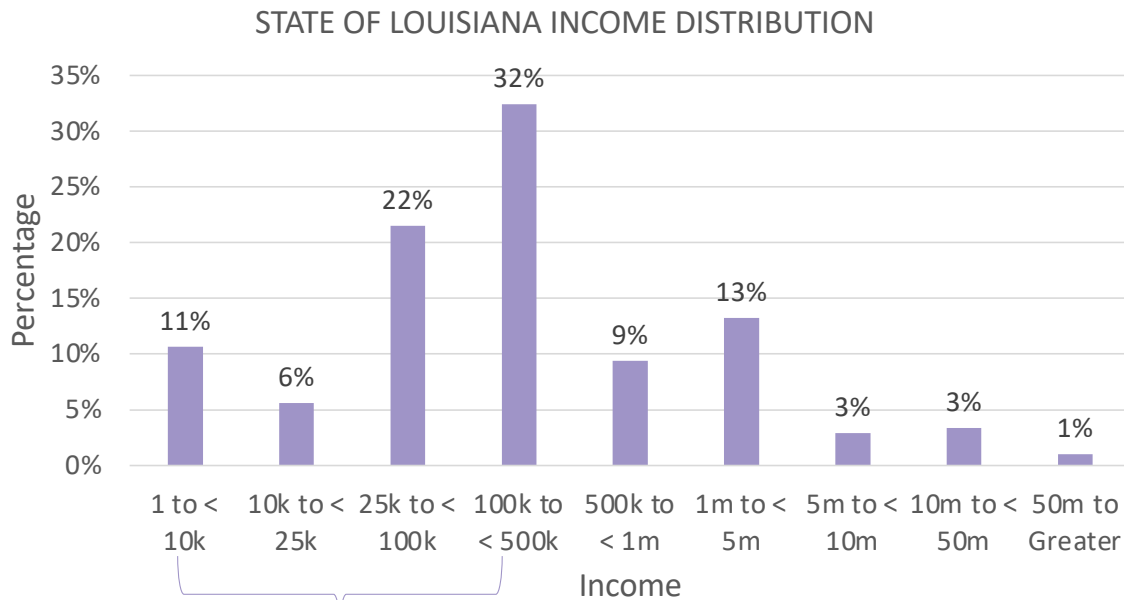
22,345 501c nonprofits registered organizations
Data presented: Income, Assets,
National Taxonomy of Exempt
Organizations
(NTEE Code)
Source: IRS Business Master File 2022

Economic Findings at the State Level

Number of registered nonprofits
22,345

Number of active nonprofits
16,815

Nonprofit with the largest income is Ochsner Clinic Foundation, with over \$5 billion



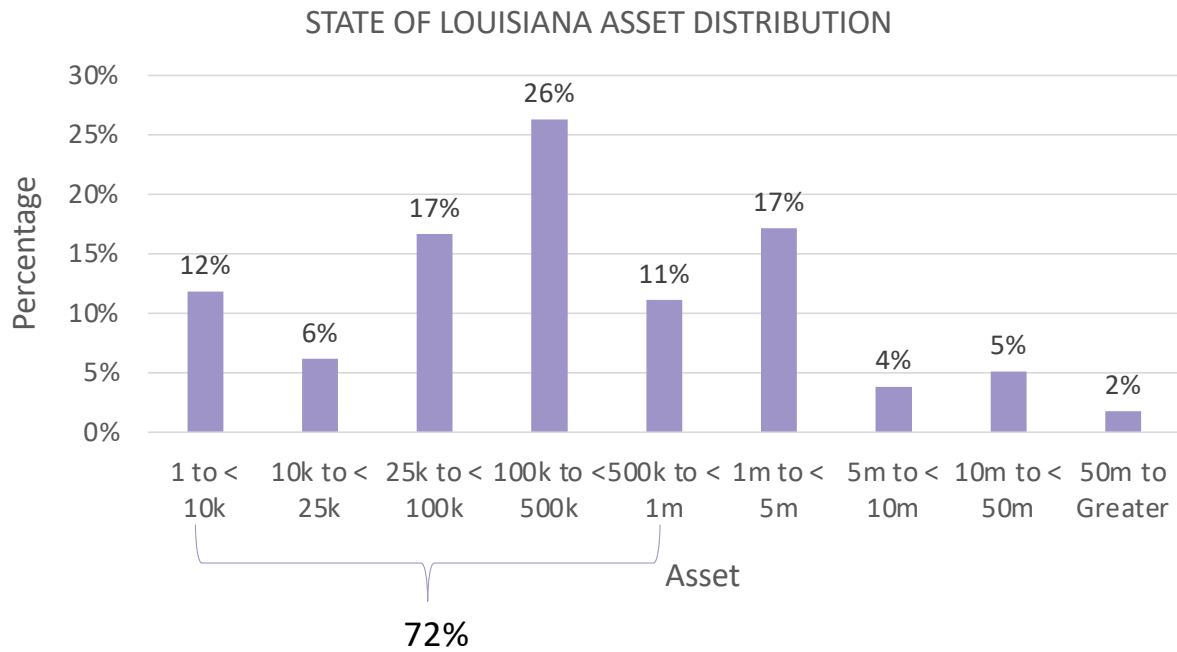
71%

Median income
\$162,214

Average income
\$1,939,862

Economic Findings at the State Level (cont.)

Nonprofit with the Largest Asset is Ochsner Clinic Foundation with over \$5 billion



Median asset
\$259,390

Average asset
\$3,735,551

Number Of Organizations By Type Of 501 (C) Category

Section of Code	Description of Categories	Number of Organizations
501(c)(1)	Corporations Organized under Act of Congress (including Federal Credit Unions)	1
501(c)(2)	Title Holding Corporation for Exempt Organization	75
501(c)(3)	Religious, Educational, Charitable, Scientific, Literary, Testing for Public Safety, to Foster National or International Amateur Sports Competition, or Prevention of Cruelty to Children or Animals Organizations	12,221
501(c)(4)	Civic Leagues, Social Welfare Organizations, and Local Associations of Employees	784
501(c)(5)	Labor, Agricultural, and Horticultural Organizations	443
501(c)(6)	Business Leagues, Chambers of Commerce, Real Estate Boards, Etc.	800
501(c)(7)	Social and Recreational Clubs	551
501(c)(8)	Fraternal Beneficiary Societies and Associations	1,083
501(c)(9)	Voluntary Employees Beneficiary Associations	31
501(c)(10)	Domestic Fraternal Societies and Associations	164

Number Of Organizations By Type Of 501 (C) Category

Section of Code	Description of Categories	Number of subsection
501(c)(12)	Benevolent Life Insurance Associations, Mutual Ditch or Irrigation Companies, Mutual or Cooperative Telephone Companies, Etc.	136
501(c)(13)	Cemetery Companies	120
501(c)(14)	State Chartered Credit Unions, Mutual Reserve Funds	25
501(c)(15)	Mutual Insurance Companies or Associations	4
501(c)(17)	Supplemental Unemployment Benefit Trusts	1
501(c)(19)	Post or Organization of Past or Present Members of the Armed Forces	358
501(c)(25)	Title Holding Corporations or Trusts with Multiple Parents	1
501(c)(26)	State-Sponsored Organization Providing Health Coverage for High-Risk Individuals	1
501(c)(29)	CO-OP health insurance issuers	1
501(c)(91)		4
501(c)(92)		10

Economic Findings at the State Level (cont.) NTEE Codes



1,019 (9%)
Arts, Culture,
Humanities



1,487 (13%)
Education




606 (5%)
Environment/
Animals




903 (8%)
Health



4,106 (36%)
Human Services



93 (1%)
International,
Foreign Affairs



2,102 (18%)
Public, Societal
Benefit



903 (8%)
Religion
Related



224 (2%)
Mutual/
Membership
Benefit



63 (1%)
Unknown/
Unclassified

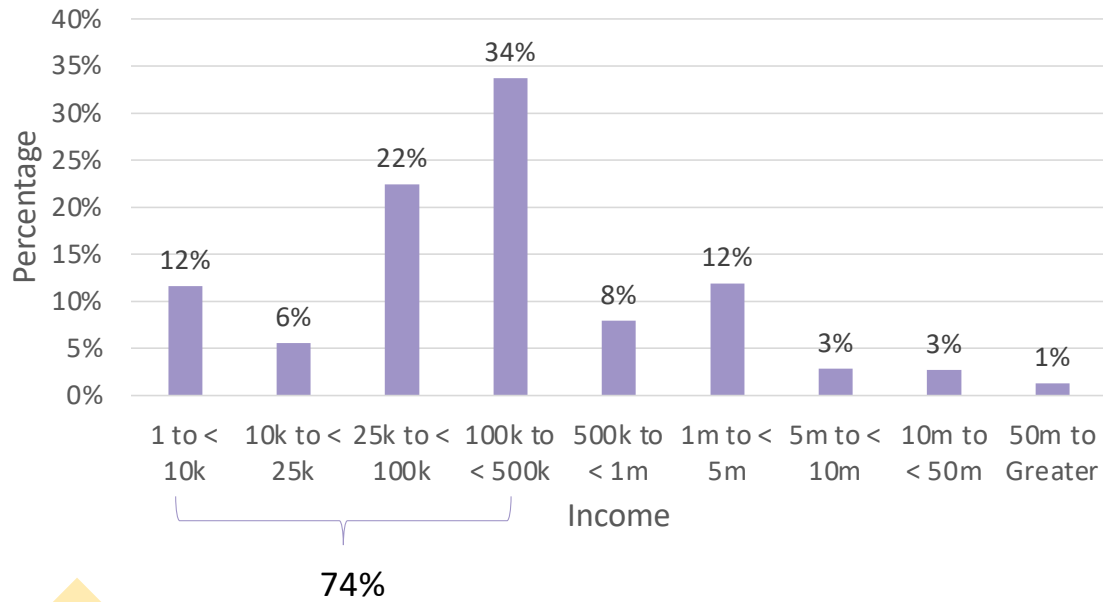
Economic Findings for Shreveport-Bossier MSA

Number of registered nonprofits
2,168

Number of active nonprofits
1,595

Nonprofit with the largest income is Christus Health Northern Louisiana with over \$1.2 billion

Shreveport-Bossier MSA Income Distribution

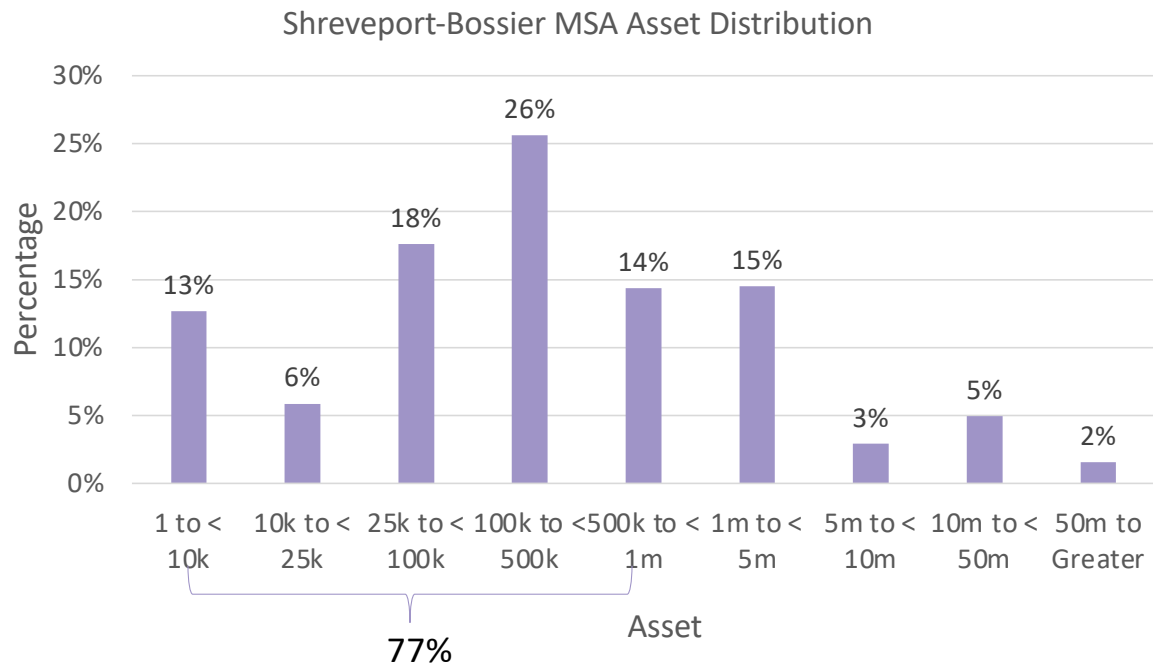


Median income
\$138,825

Average income
\$2,213,242

Economic Findings for Shreveport-Bossier MSA (cont.)

Nonprofit with the largest asset is Christus Health Northern Louisiana with over \$2.4 billion



Median asset
\$259,598

Average asset
\$3,280,477

Number Of Organizations By Type Of 501 (C) Category

Section of Code	Description of Categories	Number of subsection
501(c)(2)	Title Holding Corporation for Exempt Organization	3
501(c)(3)	Religious, Educational, Charitable, Scientific, Literary, Testing for Public Safety, to Foster National or International Amateur Sports Competition, or Prevention of Cruelty to Children or Animals Organizations	1,225
501(c)(4)	Civic Leagues, Social Welfare Organizations, and Local Associations of Employees	68
501(c)(5)	Labor, Agricultural, and Horticultural Organizations	48
501(c)(6)	Business Leagues, Chambers of Commerce, Real Estate Boards, Etc.	61
501(c)(7)	Social and Recreational Clubs	44
501(c)(8)	Fraternal Beneficiary Societies and Associations	71
501(c)(9)	Voluntary Employees Beneficiary Associations	2
501(c)(10)	Domestic Fraternal Societies and Associations	15

Number Of Organizations By Type Of 501 (C) Category

Section of Code	Description of Categories	Number of subsection
501(c)(12)	Benevolent Life Insurance Associations, Mutual Ditch or Irrigation Companies, Mutual or Cooperative Telephone Companies, Etc.	17
501(c)(13)	Cemetery Companies	12
501(c)(14)	State Chartered Credit Unions, Mutual Reserve Funds	2
501(c)(19)	Post or Organization of Past or Present Members of the Armed Forces	26
501(c)(92)		1

Economic Findings for Shreveport-Bossier MSA (cont.)

NTEE Codes



83 (8%)
Arts, Culture,
Humanities



128 (12%)
Education




65 (6%)
Environment/
Animals




80 (7%)
Health



394 (36%)
Human Services



8 (1%)
International,
Foreign Affairs



203 (19%)
Public, Societal
Benefit



100 (9%)
Religion
Related



27 (2%)
Mutual/
Membership
Benefit



5 (0%)
Unknown/
Unclassified

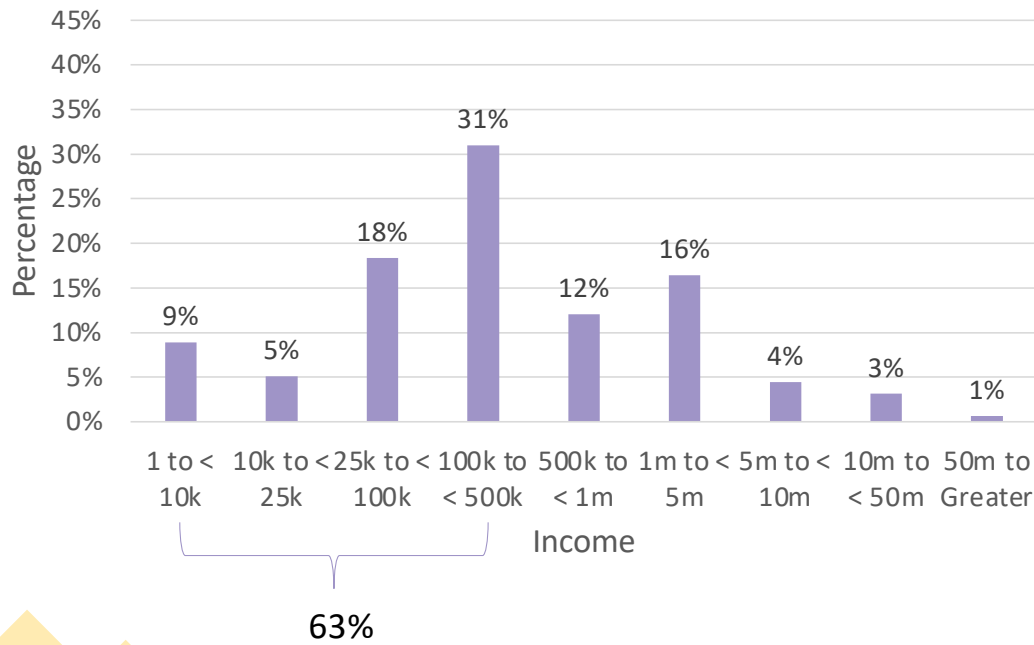
Economic Findings for Alexandria MSA

Number of registered nonprofits
796

Number of active nonprofits
647



Nonprofit with the largest income is Christus Health Central Louisiana with over \$320 million

Alexandria MSA Income Distribution



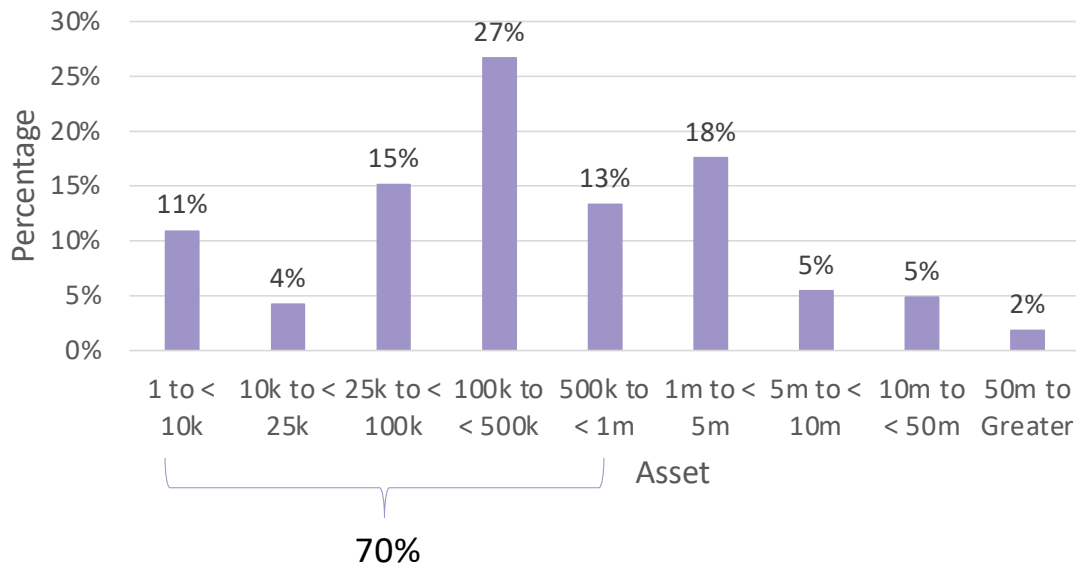
Median income
\$200,221

Average income
\$850,812



Economic Findings for Alexandria MSA (cont.)



Alexandria MSA Asset Distribution



Nonprofit with the largest asset is Rapides Foundation with over \$330 million

Median asset
\$349,903

Average asset
\$1,448,323



Number Of Organizations By Type Of 501 (C) Category

Section of Code	Description of Categories	Number of subsection
501(c)(2)	Title Holding Corporation for Exempt Organization	1
501(c)(3)	Religious, Educational, Charitable, Scientific, Literary, Testing for Public Safety, to Foster National or International Amateur Sports Competition, or Prevention of Cruelty to Children or Animals Organizations	242
501(c)(4)	Civic Leagues, Social Welfare Organizations, and Local Associations of Employees	25
501(c)(5)	Labor, Agricultural, and Horticultural Organizations	20
501(c)(6)	Business Leagues, Chambers of Commerce, Real Estate Boards, Etc.	13
501(c)(7)	Social and Recreational Clubs	15
501(c)(8)	Fraternal Beneficiary Societies and Associations	253
501(c)(9)	Voluntary Employees Beneficiary Associations	1
501(c)(10)	Domestic Fraternal Societies and Associations	10

Number Of Organizations By Type Of 501 (C) Category

Section of Code	Description of Categories	Number of subsection
501(c)(12)	Benevolent Life Insurance Associations, Mutual Ditch or Irrigation Companies, Mutual or Cooperative Telephone Companies, Etc.	7
501(c)(13)	Cemetery Companies	7
501(c)(14)	State Chartered Credit Unions, Mutual Reserve Funds	1
501(c)(19)	Post or Organization of Past or Present Members of the Armed Forces	12

Economic Findings for Alexandria MSA (cont.) NTEE Codes



23 (9%)
Arts, Culture,
Humanities



27 (10%)
Education




10 (4%)
Environment/
Animals




27 (10%)
Health



96 (37%)
Human Services



0 (0%)
International,
Foreign Affairs



26 (10%)
Public, Societal
Benefit



39 (15%)
Religion
Related



12 (5%)
Mutual/
Membership
Benefit



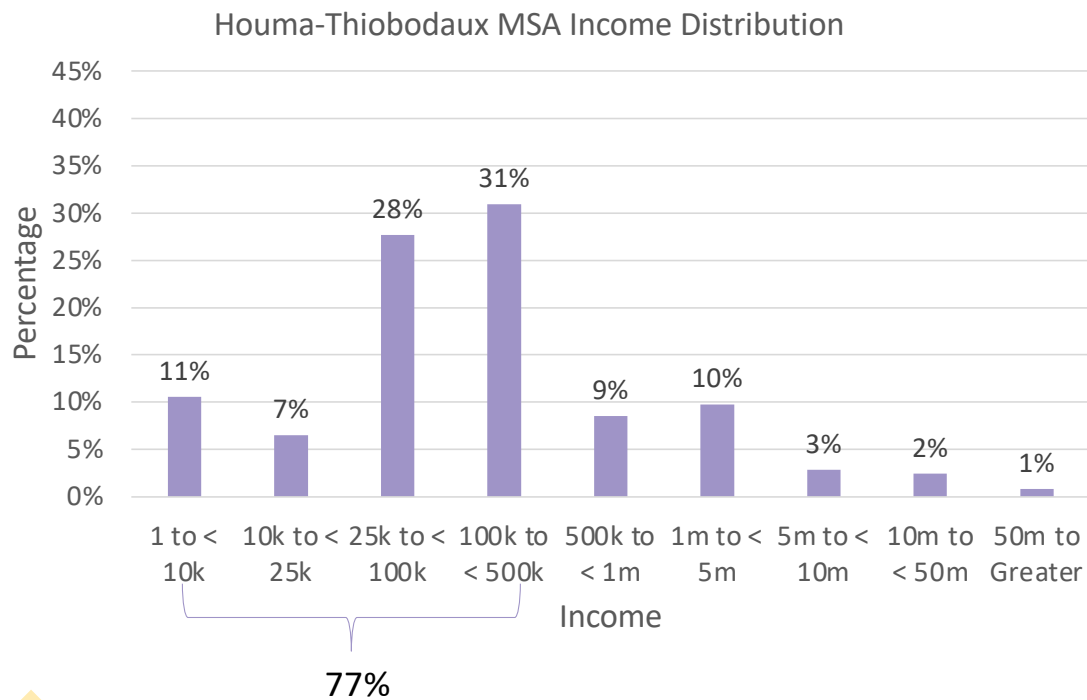
1 (0%)
Unknown/
Unclassified

Economic Findings for Houma-Thibodaux MSA

Number of registered nonprofits
826

Number of active nonprofits
653

Nonprofit with the largest income is Regional Health System inc. with over \$298 million

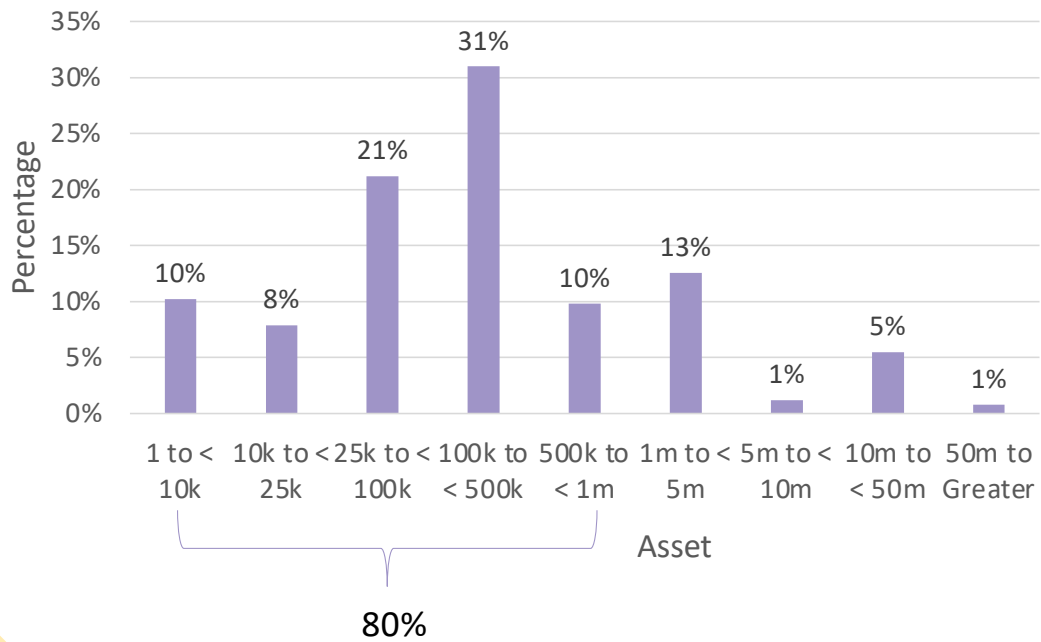


Median income
\$124,922

Average income
\$916,950

Economic Findings for Houma-Thibodaux MSA (cont.)

Houma-Thibodaux MSA Asset Distribution



Nonprofit with the largest asset is Thibodaux Regional Health System inc. with over \$473 million

Median asset \$171,665

Average asset \$1,830,770



Number Of Organizations By Type Of 501 (C) Category

Section of Code	Description of Categories	Number of subsection
501(c)(2)	Title Holding Corporation for Exempt Organization	4
501(c)(3)	Religious, Educational, Charitable, Scientific, Literary, Testing for Public Safety, to Foster National or International Amateur Sports Competition, or Prevention of Cruelty to Children or Animals Organizations	457
501(c)(4)	Civic Leagues, Social Welfare Organizations, and Local Associations of Employees	64
501(c)(5)	Labor, Agricultural, and Horticultural Organizations	6
501(c)(6)	Business Leagues, Chambers of Commerce, Real Estate Boards, Etc.	23
501(c)(7)	Social and Recreational Clubs	23
501(c)(8)	Fraternal Beneficiary Societies and Associations	45
501(c)(10)	Domestic Fraternal Societies and Associations	5

Number Of Organizations By Type Of 501 (C) Category

Section of Code	Description of Categories	Number of subsection
501(c)(12)	Benevolent Life Insurance Associations, Mutual Ditch or Irrigation Companies, Mutual or Cooperative Telephone Companies, Etc.	1
501(c)(13)	Cemetery Companies	1
501(c)(14)	State Chartered Credit Unions, Mutual Reserve Funds	1
501(c)(19)	Post or Organization of Past or Present Members of the Armed Forces	22
501(c)(92)		1

Economic Findings for Houma-Thibodaux MSA (cont.)

NTEE Codes



36 (8%)
Arts, Culture,
Humanities



59 (14%)
Education




23 (5%)
Environment/
Animals




35 (8%)
Health



154 (36%)
Human Services



5 (1%)
International,
Foreign Affairs



88 (20%)
Public, Societal
Benefit



24 (6%)
Religion
Related



5 (1%)
Mutual/
Membership
Benefit



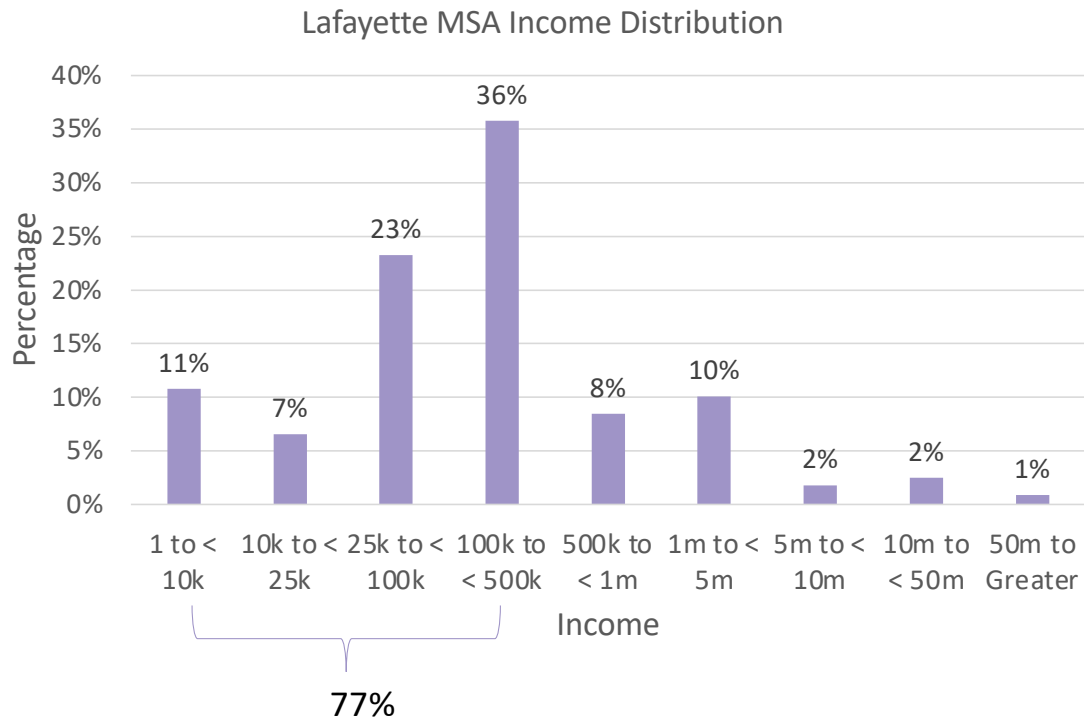
2 (0%)
Unknown/
Unclassified

Economic Findings for Lafayette MSA

Number of registered nonprofits
1,894

Number of active nonprofits
1,480

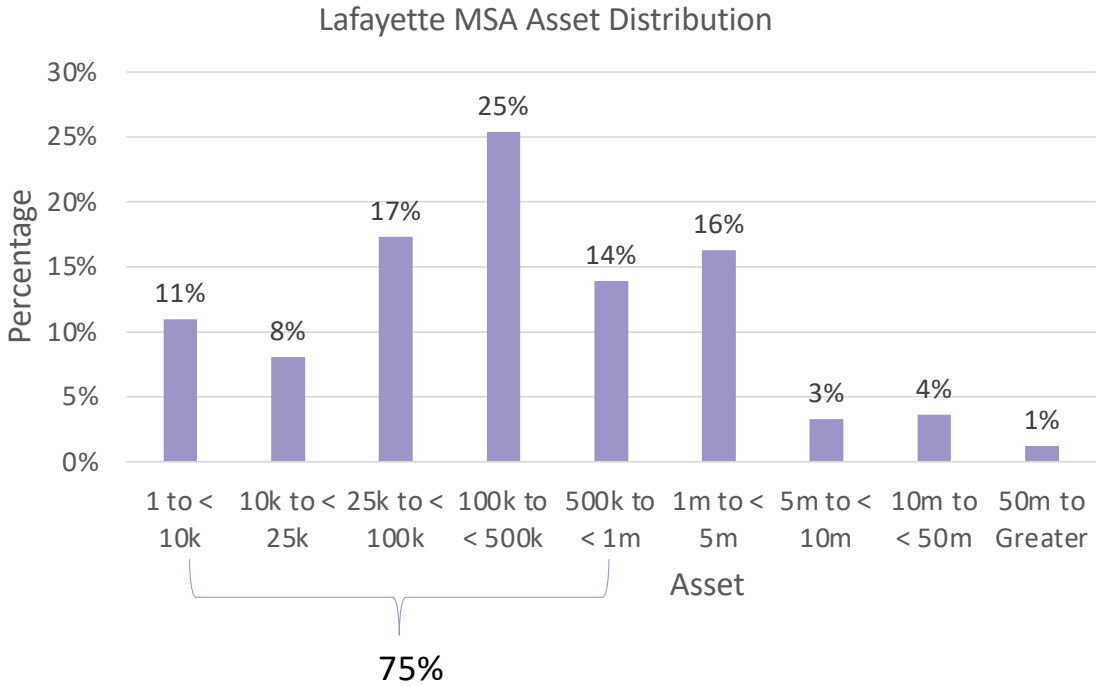
Nonprofit with the largest income is Southwest Louisiana Electric with over \$240 million



Median income
\$130,452

Average income
\$798,214

Economic Findings for Lafayette MSA (cont.)



Nonprofit with the largest asset is Lafayette general health system inc. with over \$1.2 billion

Median asset \$229,034

Average asset \$2,814,650



Number Of Organizations By Type Of 501 (C) Category

Section of Code	Description of Categories	Number of subsection
501(c)(2)	Title Holding Corporation for Exempt Organization	2
501(c)(3)	Religious, Educational, Charitable, Scientific, Literary, Testing for Public Safety, to Foster National or International Amateur Sports Competition, or Prevention of Cruelty to Children or Animals Organizations	1,074
501(c)(4)	Civic Leagues, Social Welfare Organizations, and Local Associations of Employees	73
501(c)(5)	Labor, Agricultural, and Horticultural Organizations	25
501(c)(6)	Business Leagues, Chambers of Commerce, Real Estate Boards, Etc.	87
501(c)(7)	Social and Recreational Clubs	53
501(c)(8)	Fraternal Beneficiary Societies and Associations	105
501(c)(10)	Domestic Fraternal Societies and Associations	7

Number Of Organizations By Type Of 501 (C) Category

Section of Code	Description of Categories	Number of subsection
501(c)(12)	Benevolent Life Insurance Associations, Mutual Ditch or Irrigation Companies, Mutual or Cooperative Telephone Companies, Etc.	8
501(c)(13)	Cemetery Companies	6
501(c)(14)	State Chartered Credit Unions, Mutual Reserve Funds	2
501(c)(19)	Post or Organization of Past or Present Members of the Armed Forces	37

Economic Findings for Lafayette MSA (cont.) NTEE Codes



101 (10%)
Arts, Culture,
Humanities



109 (10%)
Education




57 (5%)
Environment/
Animals




80 (8%)
Health



406 (39%)
Human Services



7 (1%)
International,
Foreign Affairs



184 (18%)
Public, Societal
Benefit



85 (8%)
Religion
Related



15 (1%)
Mutual/
Membership
Benefit



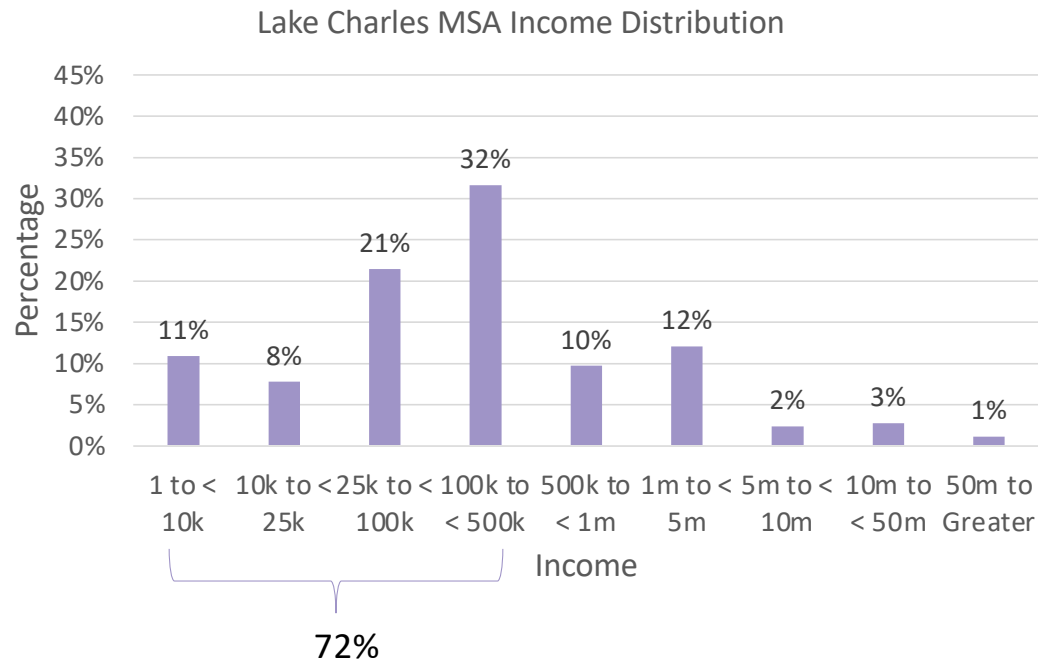
7 (1%)
Unknown/
Unclassified

Economic Findings for Lake Charles MSA

Number of registered nonprofits
860

Number of active nonprofits
615

Nonprofit with the largest income is Southwest Louisiana Hospital Association inc. with over \$406 million

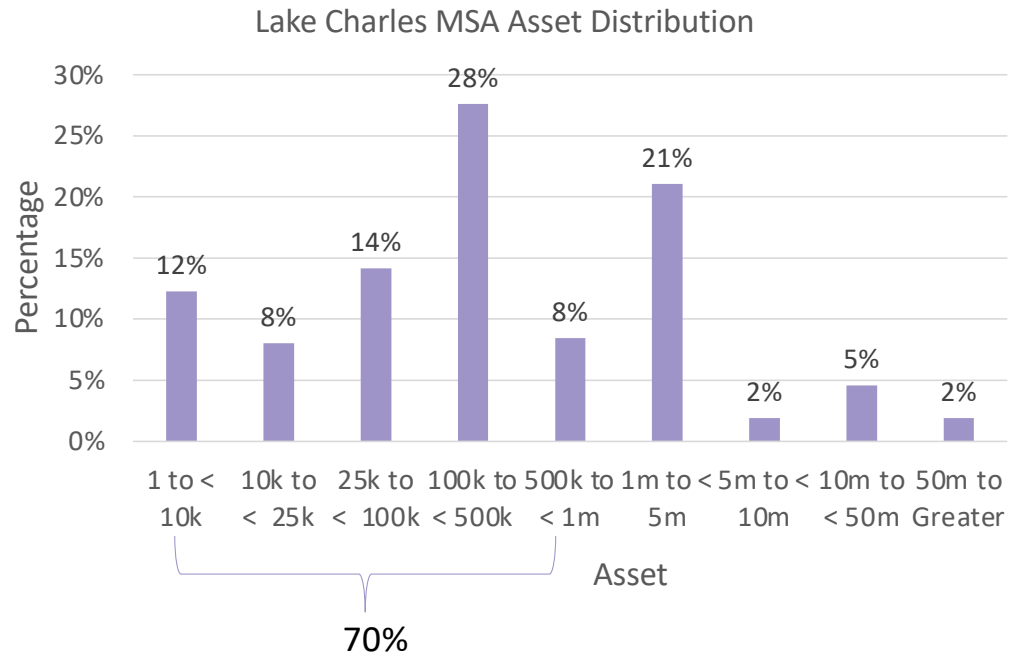


Median income
\$144,351

Average income
\$1,647,843


Economic Findings for Lake Charles MSA (cont.)

Nonprofit with the largest asset is Southwest Louisiana Hospital Association inc. with over \$386 million



Median asset
\$257,478

Average asset
\$2,471,586



Number Of Organizations By Type Of 501 (C) Category

Section of Code	Description of Categories	Number of Organizations
501(c)(2)	Title Holding Corporation for Exempt Organization	2
501(c)(3)	Religious, Educational, Charitable, Scientific, Literary, Testing for Public Safety, to Foster National or International Amateur Sports Competition, or Prevention of Cruelty to Children or Animals Organizations	410
501(c)(4)	Civic Leagues, Social Welfare Organizations, and Local Associations of Employees	30
501(c)(5)	Labor, Agricultural, and Horticultural Organizations	31
501(c)(6)	Business Leagues, Chambers of Commerce, Real Estate Boards, Etc.	24
501(c)(7)	Social and Recreational Clubs	34
501(c)(8)	Fraternal Beneficiary Societies and Associations	34
501(c)(10)	Domestic Fraternal Societies and Associations	15

Number Of Organizations By Type Of 501 (C) Category

Section of Code	Description of Categories	Number of subsection
501(c)(13)	Cemetery Companies	9
501(c)(14)	State Chartered Credit Unions, Mutual Reserve Funds	3
501(c)(19)	Post or Organization of Past or Present Members of the Armed Forces	20
501(c)(91)		1
501(c)(92)		1

Economic Findings for Lake Charles MSA (cont.)

NTEE Codes



36 (9%)
Arts, Culture,
Humanities




40 (10%)
Education




20 (5%)
Environment/
Animals




34 (9%)
Health



152 (40%)
Human Services



3 (1%)
International,
Foreign Affairs



52 (14%)
Public, Societal
Benefit



34 (9%)
Religion
Related



10 (3%)
Mutual/
Membership
Benefit



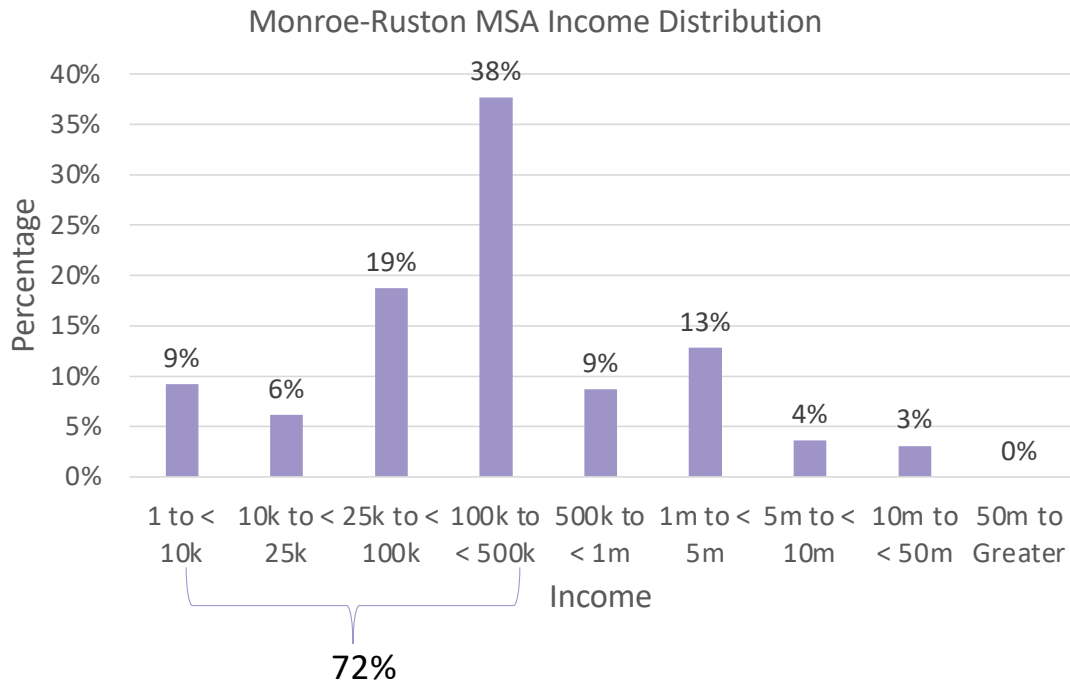
2 (1%)
Unknown/
Unclassified

Economic Findings for Monroe-Ruston MSA

Number of registered nonprofits
1,364

Number of active nonprofits
1,040

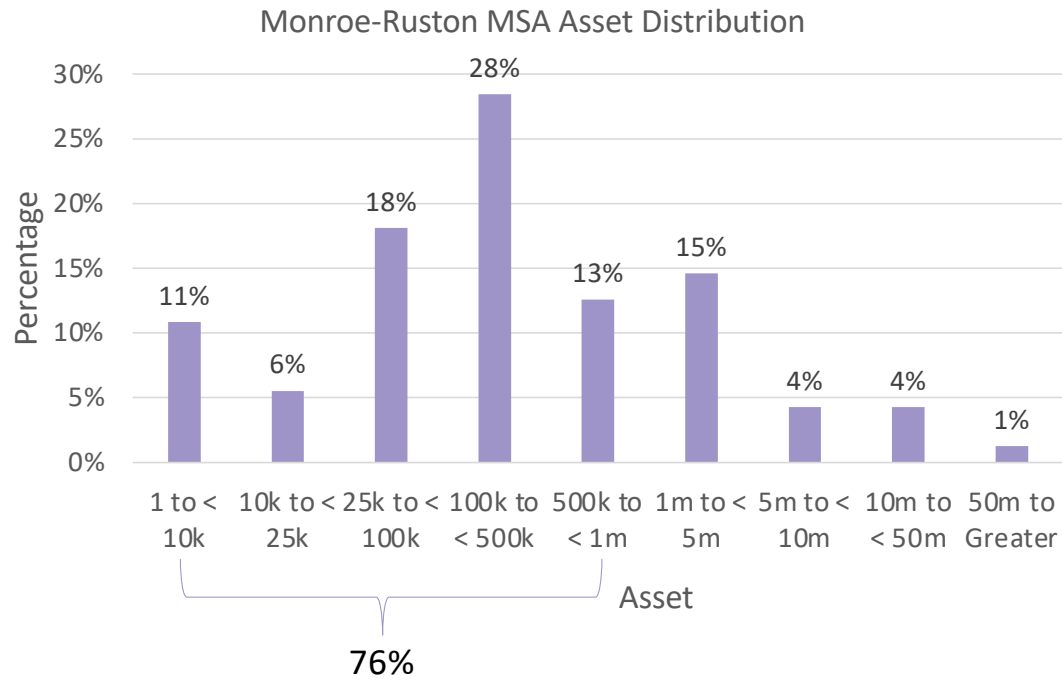
Nonprofit with the largest income is Louisiana United Methodist Children And Family Services inc. with over \$39 million



Median income
\$173,294

Average income
\$460,733



Economic Findings for Monroe-Ruston MSA (cont.)



Nonprofit with the largest asset is Innovative Student Facilities inc. with over \$170 million

Median asset
\$231,284

Average asset
\$1,187,197



Number Of Organizations By Type Of 501 (C) Category

Section of Code	Description of Categories	Number of Organizations
501(c)(2)	Title Holding Corporation for Exempt Organization	5
501(c)(3)	Religious, Educational, Charitable, Scientific, Literary, Testing for Public Safety, to Foster National or International Amateur Sports Competition, or Prevention of Cruelty to Children or Animals Organizations	776
501(c)(4)	Civic Leagues, Social Welfare Organizations, and Local Associations of Employees	45
501(c)(5)	Labor, Agricultural, and Horticultural Organizations	29
501(c)(6)	Business Leagues, Chambers of Commerce, Real Estate Boards, Etc.	32
501(c)(7)	Social and Recreational Clubs	42
501(c)(8)	Fraternal Beneficiary Societies and Associations	46
501(c)(10)	Domestic Fraternal Societies and Associations	13

Number Of Organizations By Type Of 501 (C) Category

Section of Code	Description of Categories	Number of subsection
501(c)(12)	Benevolent Life Insurance Associations, Mutual Ditch or Irrigation Companies, Mutual or Cooperative Telephone Companies, Etc.	23
501(c)(13)	Cemetery Companies	7
501(c)(14)	State Chartered Credit Unions, Mutual Reserve Funds	1
501(c)(19)	Post or Organization of Past or Present Members of the Armed Forces	18
501(c)(92)		2

Economic Findings for Monroe-Ruston MSA (cont.) NTEE Codes



46 (7%)
Arts, Culture,
Humanities



106 (15%)
Education




31 (4%)
Environment/
Animals




53 (8%)
Health



277 (39%)
Human Services



3 (0%)
International,
Foreign Affairs



101 (14%)
Public, Societal
Benefit



68 (10%)
Religion
Related



14 (2%)
Mutual/
Membership
Benefit



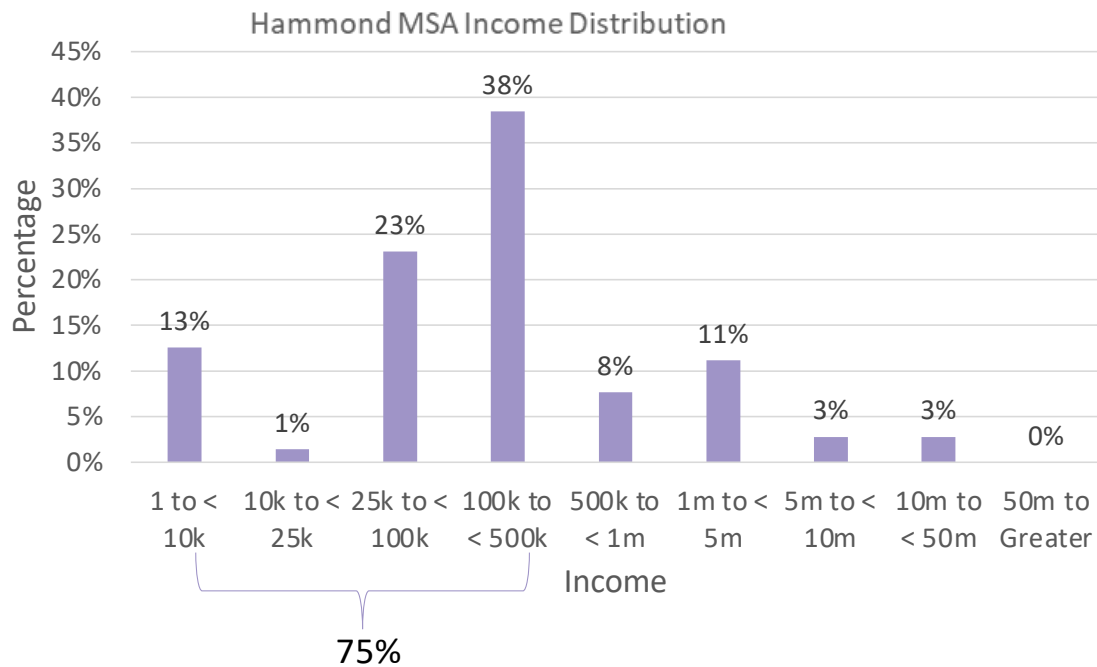
4 (1%)
Unknown/
Unclassified

Economic Findings for Hammond MSA

Number of registered nonprofits
524

Number of active nonprofits
377

Nonprofit with the largest income is Southeastern Louisiana Area Health Education Center with over \$32 million

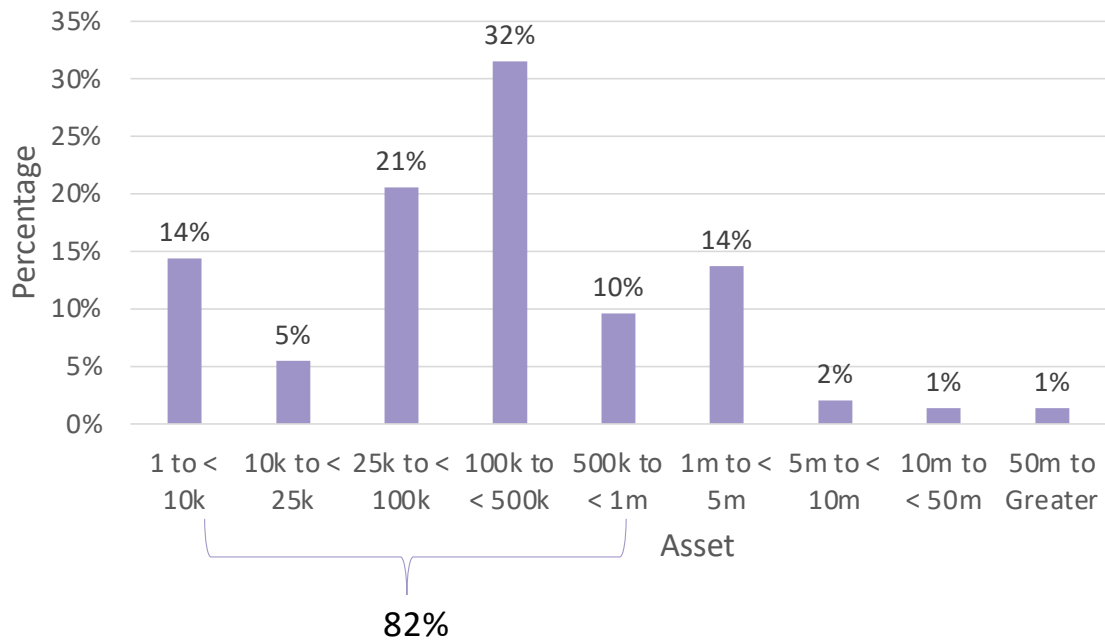


Median income
\$175,393

Average income
\$472,830

Economic Findings for Hammond MSA (cont.)


Hammond MSA Asset Distribution



Nonprofit with the largest asset is University Facilities inc. with over \$147 million

Median asset
\$149,622

Average Asset
\$955,886



Number Of Organizations By Type Of 501 (C) Category

Section of Code	Description of Categories	Number of Organizations
501(c)(2)	Title Holding Corporation for Exempt Organization	1
501(c)(3)	Religious, Educational, Charitable, Scientific, Literary, Testing for Public Safety, to Foster National or International Amateur Sports Competition, or Prevention of Cruelty to Children or Animals Organizations	280
501(c)(4)	Civic Leagues, Social Welfare Organizations, and Local Associations of Employees	22
501(c)(5)	Labor, Agricultural, and Horticultural Organizations	6
501(c)(6)	Business Leagues, Chambers of Commerce, Real Estate Boards, Etc.	8
501(c)(7)	Social and Recreational Clubs	11
501(c)(8)	Fraternal Beneficiary Societies and Associations	19
501(c)(10)	Domestic Fraternal Societies and Associations	8

Number Of Organizations By Type Of 501 (C) Category

Section of Code	Description of Categories	Number of subsection
501(c)(12)	Benevolent Life Insurance Associations, Mutual Ditch or Irrigation Companies, Mutual or Cooperative Telephone Companies, Etc.	2
501(c)(13)	Cemetery Companies	10
501(c)(14)	State Chartered Credit Unions, Mutual Reserve Funds	1
501(c)(19)	Post or Organization of Past or Present Members of the Armed Forces	9

Economic Findings for Hammond MSA (cont.) NTEE Codes



16 (6%)
Arts, Culture,
Humanities




34 (12%)
Education




16 (6%)
Environment/
Animals




14 (5%)
Health



118 (43%)
Human Services



1 (0%)
International,
Foreign Affairs



42 (15%)
Public, Societal
Benefit



25 (9%)
Religion
Related



8 (3%)
Mutual/
Membership
Benefit



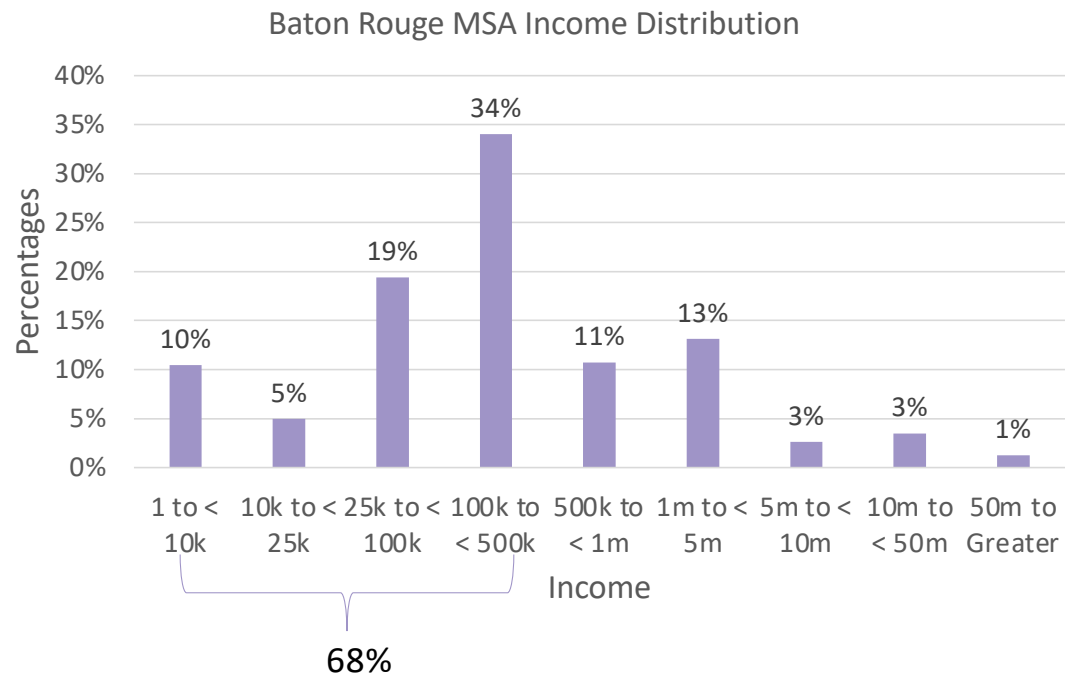
1 (0%)
Unknown/
Unclassified

Economic Findings for Baton Rouge MSA

Number of registered nonprofits
4,163

Number of active nonprofits
3,095

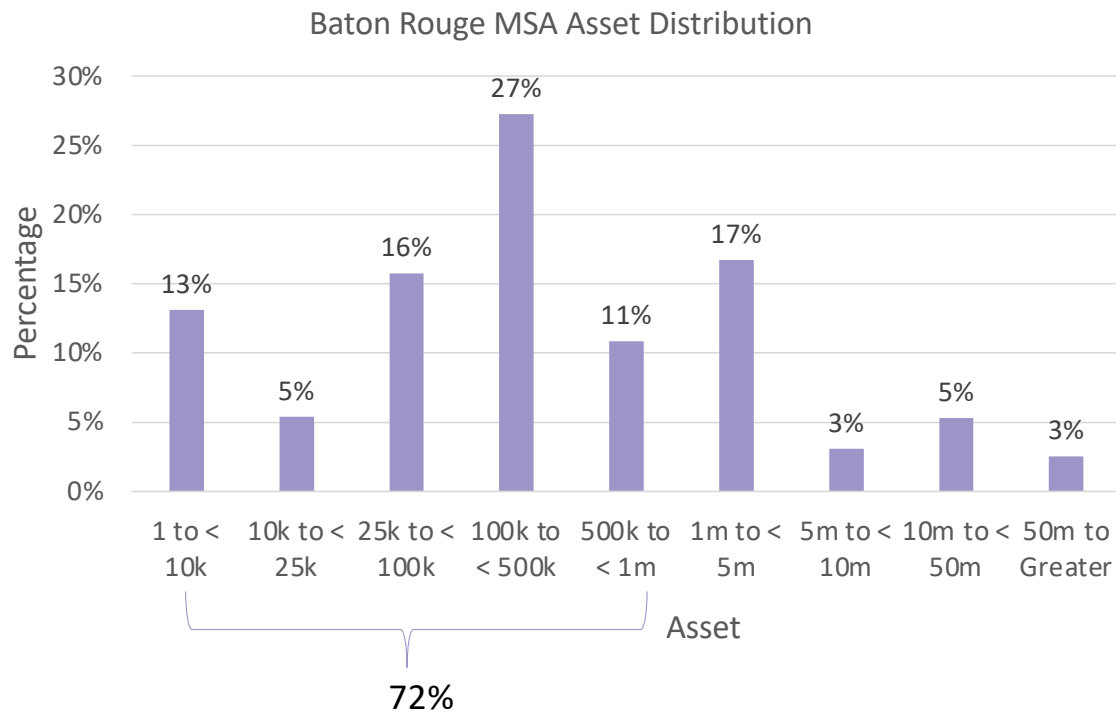
Nonprofit with the largest income is Our Lady Of The Lake Hospital inc. with over \$1.9 billion



Median income
\$174,303

Average income
\$2,514,369



Economic Findings for Baton Rouge MSA (cont.)



Nonprofit with the largest asset is Franciscan Missionaries Of Our Lady Health System inc. with over \$2.9 billion

Median asset \$250,572

Average Asset \$5,938,264



Number Of Organizations By Type Of 501 (C) Category

Section of Code	Description of Categories	Number of subsection
501(c)(2)	Title Holding Corporation for Exempt Organization	13
501(c)(3)	Religious, Educational, Charitable, Scientific, Literary, Testing for Public Safety, to Foster National or International Amateur Sports Competition, or Prevention of Cruelty to Children or Animals Organizations	2,291
501(c)(4)	Civic Leagues, Social Welfare Organizations, and Local Associations of Employees	130
501(c)(5)	Labor, Agricultural, and Horticultural Organizations	134
501(c)(6)	Business Leagues, Chambers of Commerce, Real Estate Boards, Etc.	243
501(c)(7)	Social and Recreational Clubs	91
501(c)(8)	Fraternal Beneficiary Societies and Associations	98
501(c)(9)	Voluntary Employees Beneficiary Associations	10
501(c)(10)	Domestic Fraternal Societies and Associations	21

Number Of Organizations By Type Of 501 (C) Category

Section of Code	Description of Categories	Number of subsection
501(c)(12)	Benevolent Life Insurance Associations, Mutual Ditch or Irrigation Companies, Mutual or Cooperative Telephone Companies, Etc.	6
501(c)(13)	Cemetery Companies	8
501(c)(14)	State Chartered Credit Unions, Mutual Reserve Funds	5
501(c)(17)	Supplemental Unemployment Benefit Trusts	1
501(c)(19)	Post or Organization of Past or Present Members of the Armed Forces	41
501(c)(26)	State-Sponsored Organization Providing Health Coverage for High-Risk Individuals	1
501(c)(29)	CO-OP health insurance issuers	1
501(c)(91)		1

Economic Findings for Baton Rouge MSA (cont.) NTEE Codes



165 (7%)
Arts, Culture,
Humanities




345 (16%)
Education




105 (5%)
Environment/
Animals




194 (9%)
Health



732 (33%)
Human Services



27 (1%)
International,
Foreign Affairs



410 (19%)
Public, Societal
Benefit



179 (8%)
Religion
Related



33 (1%)
Mutual/
Membership
Benefit



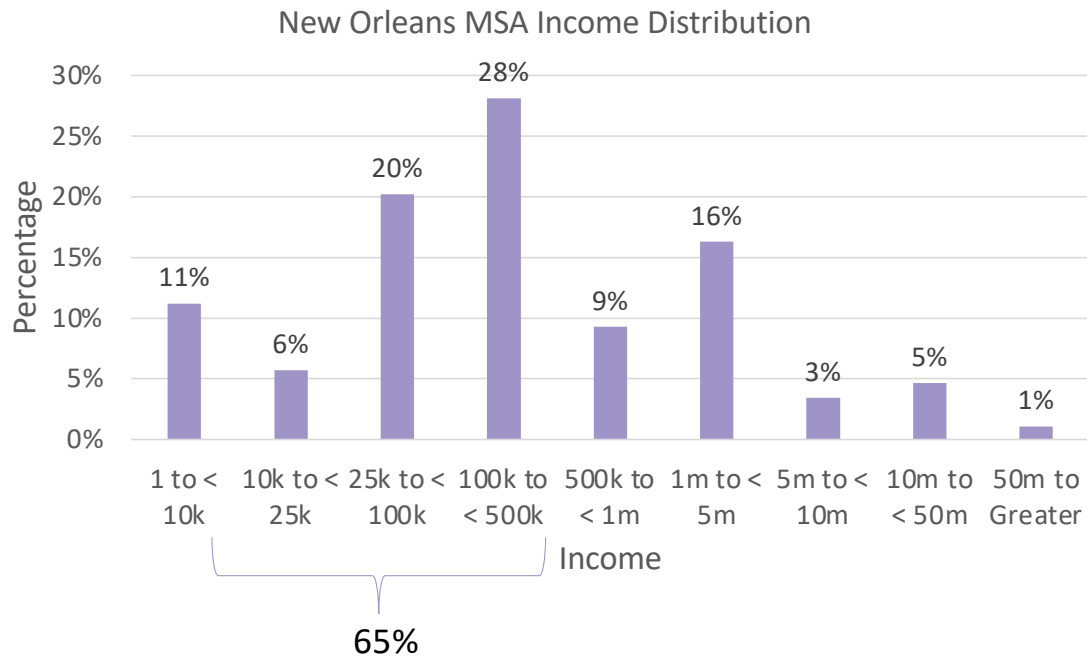
11 (0%)
Unknown/
Unclassified

Economic Findings for New Orleans MSA

Number of registered nonprofits
7,077

Number of active nonprofits
5,384

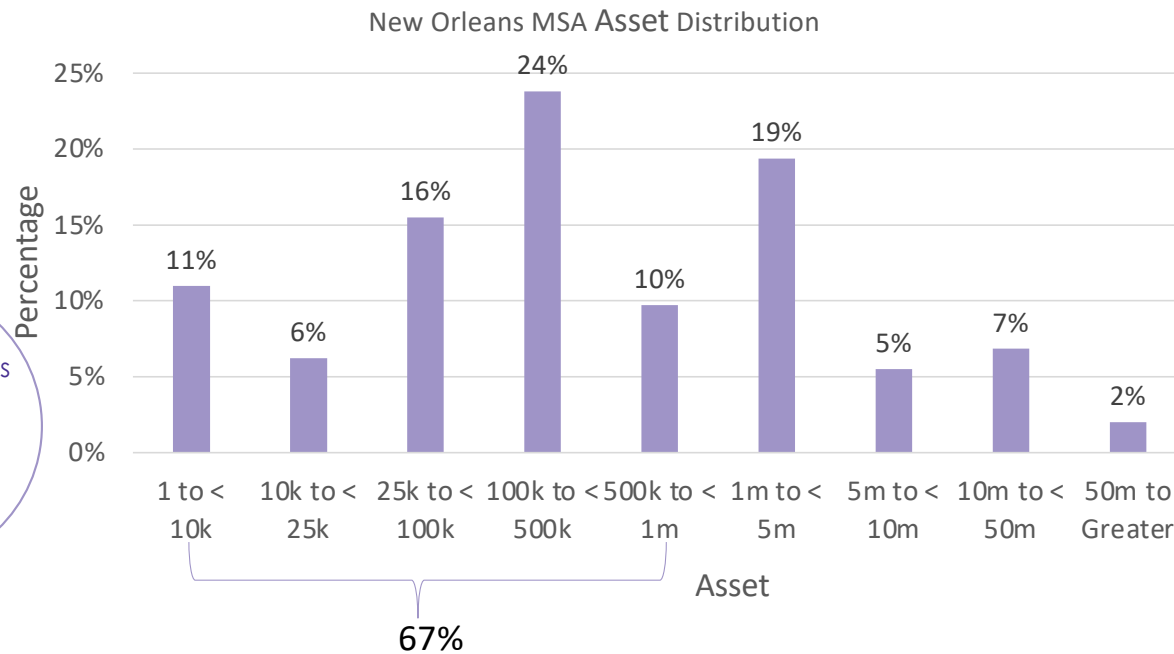
Nonprofit with the largest income is Renew-Reinventing Education with over \$5.2 billion



Median income
\$196,574

Average income
\$3,029,057

Economic Findings for New Orleans MSA (cont.)



Nonprofit with the largest asset is Renew-Reinventing Education with over \$5.2 billion

Median asset \$308,052

Average Asset \$5,179,800



Number Of Organizations By Type Of 501 (C) Category

Section of Code	Description of Categories	Number of Organizations
501(c)(1)	Corporations Organized under Act of Congress (including Federal Credit Unions)	1
501(c)(2)	Title Holding Corporation for Exempt Organization	39
501(c)(3)	Religious, Educational, Charitable, Scientific, Literary, Testing for Public Safety, to Foster National or International Amateur Sports Competition, or Prevention of Cruelty to Children or Animals Organizations	4,209
501(c)(4)	Civic Leagues, Social Welfare Organizations, and Local Associations of Employees	205
501(c)(5)	Labor, Agricultural, and Horticultural Organizations	106
501(c)(6)	Business Leagues, Chambers of Commerce, Real Estate Boards, Etc.	242
501(c)(7)	Social and Recreational Clubs	192
501(c)(8)	Fraternal Beneficiary Societies and Associations	240
501(c)(9)	Voluntary Employees Beneficiary Associations	15
501(c)(10)	Domestic Fraternal Societies and Associations	27

Number Of Organizations By Type Of 501 (C) Category

Section of Code	Description of Categories	Number of subsection
501(c)(12)	Benevolent Life Insurance Associations, Mutual Ditch or Irrigation Companies, Mutual or Cooperative Telephone Companies, Etc.	3
501(c)(13)	Cemetery Companies	8
501(c)(14)	State Chartered Credit Unions, Mutual Reserve Funds	7
501(c)(15)	Mutual Insurance Companies or Associations	1
501(c)(19)	Post or Organization of Past or Present Members of the Armed Forces	81
501(c)(25)	Title Holding Corporations or Trusts with Multiple Parents	1
501(c)(91)		1
501(c)(92)		6

Economic Findings for New Orleans MSA (cont.) NTEE Codes



404 (10%)
Arts, Culture,
Humanities



506 (13%)
Education




203 (5%)
Environment/
Animals




287 (7%)
Health



1,343 (35%)
Human Services



32 (1%)
International,
Foreign Affairs



799 (21%)
Public, Societal
Benefit



240 (6%)
Religion
Related



45 (1%)
Mutual/
Membership
Benefit



19 (0%)
Unknown/
Unclassified

Economic Summary

Less than \$500,000 in income
Less than \$1,000,000 in assets

	State	Houma-Thibodaux MSA	Alexandria MSA	Lake Charles MSA	Hammond MSA
Number	22,345/16,815	826/653	796/647	860/615	524/377
1 to 500k	71%	77%	63%	72%	75%
Largest Income	\$5,281,826,623	\$298,145,164	\$320,924,442	\$406,939,424	\$32,019,241
Average Income	\$1,939,862.19	\$916,950.01	\$850,811.98	\$1,647,842.81	\$472,829.96
Median Income	\$162,214	\$124,922	\$200,221	\$144,351	\$175,393
1 to 999,999	72%	80%	70%	70%	82%
Largest Asset	\$5,239,386,939	\$473,318,062	\$331,600,505	\$386,653,359	\$147,762,953
Average Asset	\$3,735,551.89	\$1,830,769.74	\$1,448,323.37	\$2,471,586.08	\$955,886.03
Median Asset	\$259,390	\$171,665	\$349,903	\$257,478	\$149,622
Largest NTEE Code	Human Services 4,106	Human Services 154	Human Services 96	Human Services 152	Human Services 118
Largest Organization Income	OCHSNER CLINIC FOUNDATION	THIBODAUX REGIONAL HEALTH SYSTEM INC	CHRISTUS HEALTH CENTRAL LOUISIANA	SOUTHWEST LOUISIANA HOSPITAL ASSOCIATION INC	SOUTHEASTERN LOUISIANA AREA HEALTH EDUCATION CENTER

Economic Summary

Less than \$500,000 in income
Less than \$1,000,000 in assets

	Shreveport-Bossier MSA	Lafayette MSA	Baton Rouge MSA	Monroe-Ruston MSA	New Orleans-Metairie MSA
Number	2,168/1,595	1,894/1,480	4,163/3,095	1,364/1,040	7,077/5,384
1 to 500k	74%	77%	68%	72%	65%
Largest Income	\$1,255,472,778	\$248,516,313	\$1,913,734,501	\$39,009,150	\$5,281,826,623
Average Income	\$2,213,242.73	\$798,214.15	\$2,514,369.18	\$460,733.49	\$3,029,057.30
Median Income	\$138,825	\$130,452	\$174,303	\$173,294	\$196,574
1 to 999,999	77%	75%	72%	76%	67%
Largest Asset	\$2,446,133,987	\$1,225,055,095	\$2,901,002,958	\$170,028,884	\$5,239,386,939
Average Asset	\$3,280,477.96	\$2,814,649.86	\$5,938,263.93	\$1,187,196.53	\$5,179,800.49
Median Asset	\$259,598	\$229,034	\$250,572	\$231,284	\$308,052
Largest NTEE Code	Human Services 394	Human Services 406	Human Services 732	Human Services 277	Human Services 1,343
Largest Organization Income	CHRISTUS HEALTH NORTHERN LOUISIANA	SOUTHWEST LOUISIANA ELECTRIC	OUR LADY OF THE LAKE HOSPITAL INC	LOUISIANA UNITED METHODIST CHILDREN AND FAMILY SERVICES INC	RENEW-REINVENTING EDUCATION